

FRONT VIEW TEST

Below are pictures of 20 objects. The front view of each of these objects is given in the section at the bottom of the

Select the front view of each object and place its number in the circle given with each picture. Five points for each view correctly identified will give your score. Keep in mind:

1. The same view *may* be the correct

answer for more than one problem.

2. Views are to be used *only* in the position given.

Suggested Procedure

After studying each pictured object, sketch what you think the front view should look like. Compare it with those given and make your final selection.

STUDENT _____ GROUP _____ SCORE _____

TOP VIEW TEST

Below are pictures of 20 objects. The *top view* of each of these objects is given in the section at the bottom of the page. Select the top view of each object and place its number in the circle given with each picture. Five points for each view correctly identified will give your score. Keep in mind:

1. The same view *may* be the correct

answer for more than one problem.

2. Views are to be used *only* in the position given.

Suggested Procedure

After studying each pictured object, sketch what you think the top view should look like. Compare it with those given and make your final selection.

STUDENT _____ GROUP _____ SCORE _____

Right Side View

Below are pictures of 20 objects. The *right side view* of each of these objects is given in the section at the bottom of the page. Select the right side view of each object and place its number in the circle given with each picture. Five points for each view correctly identified will give your score. Keep in mind:

1. The same view *may* be the correct answer for more than one problem.

2. Views are to be used *only* in the position given.

Suggested Procedure

After studying each pictured object sketch what you think the right side view should look like. Compare it with those given and make your final selection.

STUDENT _____ GROUP _____ SCORE _____

HIDDEN LINE TEST

Below are pictures of 20 objects. The top, front, or right side view of each of these objects having *hidden lines* is given in the section at the bottom of the page. Select a view and place its number in the circle given with each picture. Five points for each view correctly identified will give your score. Keep in mind:


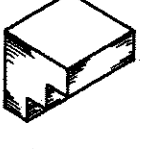
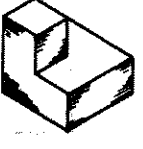

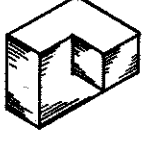



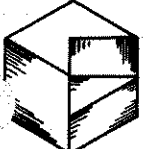

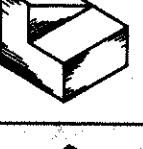

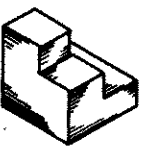
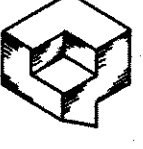


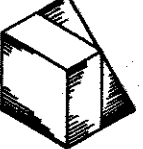



























2. Views are to be used *only* in the position given.

Suggested Procedure

After studying each pictured object, sketch what you think is the view with one or more hidden lines. Compare it with those given and make your selection.

1. The same view *may* be the correct answer for more than one problem.

STUDENT _____ GROUP _____ SCORE _____

A circle indicates which view is missing in each of the 20 drawings given below. All missing views are numbered and given in the section at the bottom of the page. Place the number of the missing view in the circle given with each drawing. Five points for each view correctly identified will give your score. Keep in mind:

1. The same view *may* be the correct

answer for more than one problem.

2. Views are to be used *only* in the position given.

Suggested Procedure

After studying the two views of each object given, sketch the missing view. Compare your sketch with those given and make your selection.

Three View

STUDENT _____				GROUP _____				SCORE _____						